

Mini-Lathe Stand

Materials

Case

A Top/Bottom (2)	17 ³ / ₄ x 49 ¹ / ₂ - ³ / ₄ MDF
B Sides (2)	17 ³ / ₄ x 31 ¹ / ₄ - ³ / ₄ MDF
C Vertical Divider (1)	17 ³ / ₄ x 27 ¹ / ₄ - ³ / ₄ MDF
D Large Horiz. Divider (1)	17 ³ / ₄ x 28 ³ / ₄ - ³ / ₄ MDF
E Small Horiz. Divider (1)	17 ³ / ₄ x 20 ¹ / ₂ - ³ / ₄ MDF
F Stretchers (2)	³ / ₄ x 3 - 49
G Side Panels (2)	18 ¹ / ₈ x 31 ¹ / ₄ - ³ / ₄ MDF
H Back (1)	28 ¹ / ₄ x 50 ¹ / ₂ - ¹ / ₄ Hdbd.
I Top Layers (3)	17 ¹ / ₂ x 52 ¹ / ₂ - ³ / ₄ MDF
J Front/Back Edging (2)	³ / ₄ x 2 ¹ / ₄ - 54
K Side Edging (2)	³ / ₄ x 2 ¹ / ₄ - 17 ¹ / ₂

Drawers & Shelves

L Sm. Drwr. Frts./Backs (4)	¹ / ₂ x 2 ¹ / ₂ - 18 ¹ / ₂
M Sm. Drwr. Sides (4)	¹ / ₂ x 2 ¹ / ₂ - 16 ¹ / ₂
N Gluing Blocks (8)	³ / ₄ x ³ / ₄ - 2 ¹ / ₂
O Sm. False Fronts (2)	³ / ₄ x 2 ¹ / ₂ - 19 ⁷ / ₈
P Divider Strips (4)	2 ¹ / ₂ x 17 - ¹ / ₄ Hdbd.
Q Tool Supports (4)	³ / ₄ x 2 ¹ / ₂ - 15 ¹ / ₂

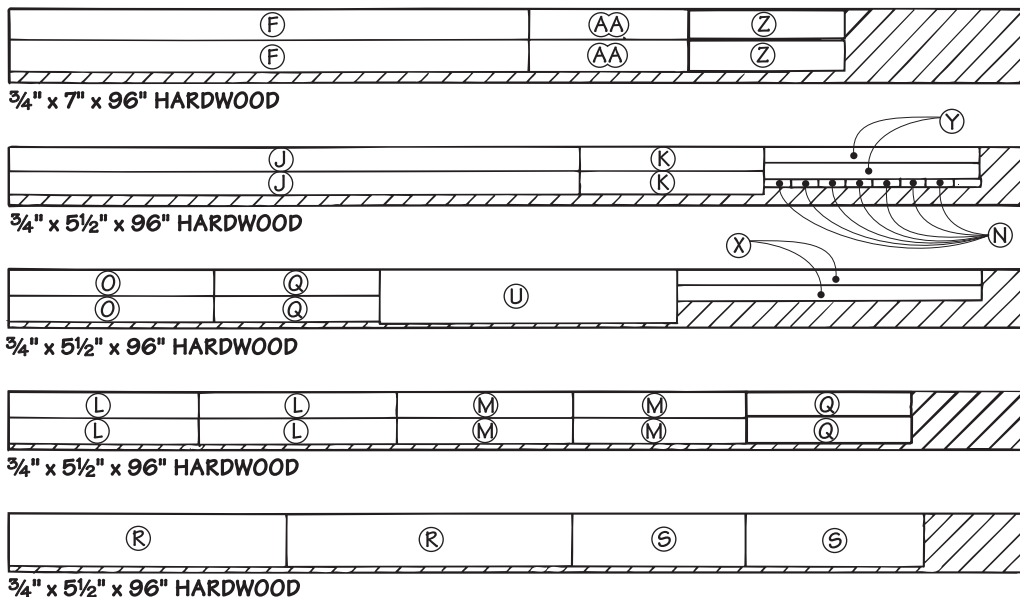
R Lg. Drwr. Front/Back (2)	¹ / ₂ x 5 - 26 ³ / ₄
S Lg. Drwr. Sides (2)	¹ / ₂ x 5 - 16 ¹ / ₂
T Lg. Drwr. Bottom (1)	16 x 26 ³ / ₄ - ¹ / ₄ Hdbd.
U Lg. False Front (1)	³ / ₄ x 5 ¹ / ₈ - 28 ¹ / ₈
V Large Shelf (1)	15 ³ / ₄ x 28 ¹ / ₈ - ³ / ₄ MDF
W Small Shelf (1)	15 ³ / ₄ x 19 ⁷ / ₈ - ³ / ₄ MDF
X Large Shelf Edging (2)	³ / ₄ x 1 ¹ / ₂ - 28 ¹ / ₈
Y Small Shelf Edging (2)	³ / ₄ x 1 ¹ / ₂ - 19 ⁷ / ₈

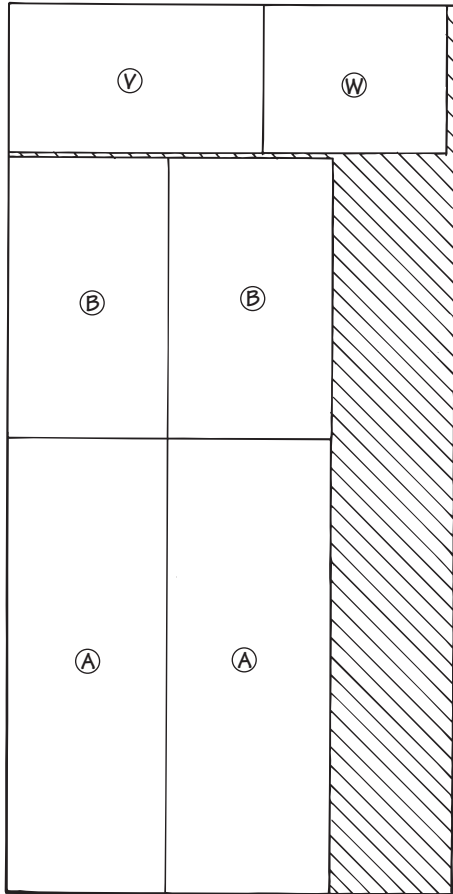
Door

Z Rails (2)	³ / ₄ x 3 - 14 ⁵ / ₈
AA Stiles (2)	³ / ₄ x 3 - 20 ⁵ / ₈
BB Panel (1)	14 ⁵ / ₈ x 15 ³ / ₈ - ¹ / ₄ Hdbd.

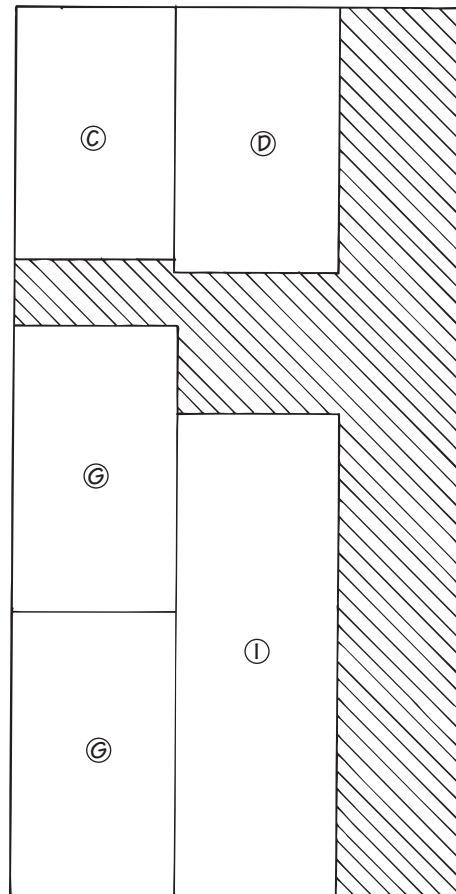
Dust Shield

CC Top/Bottom (2)	4 ¹ / ₂ x 10 - ³ / ₄ MDF
DD End (1)	4 ¹ / ₂ x 4 - ³ / ₄ MDF
EE Back (1)	4 x 5 ¹ / ₄ - ¹ / ₄ Hdbd.

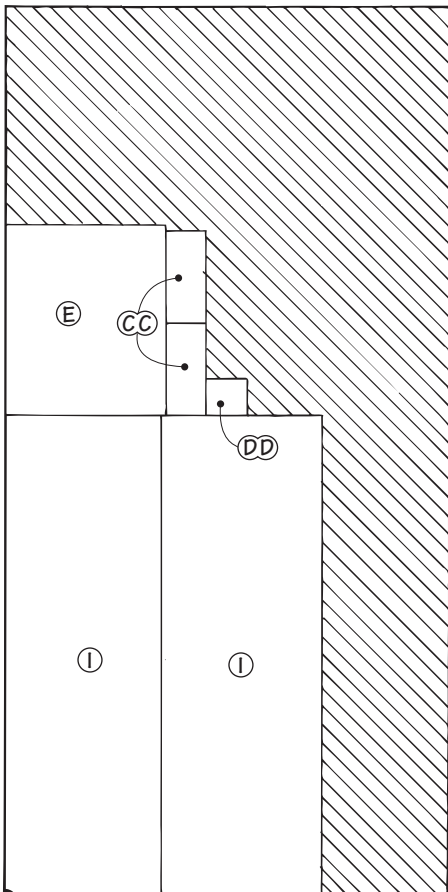




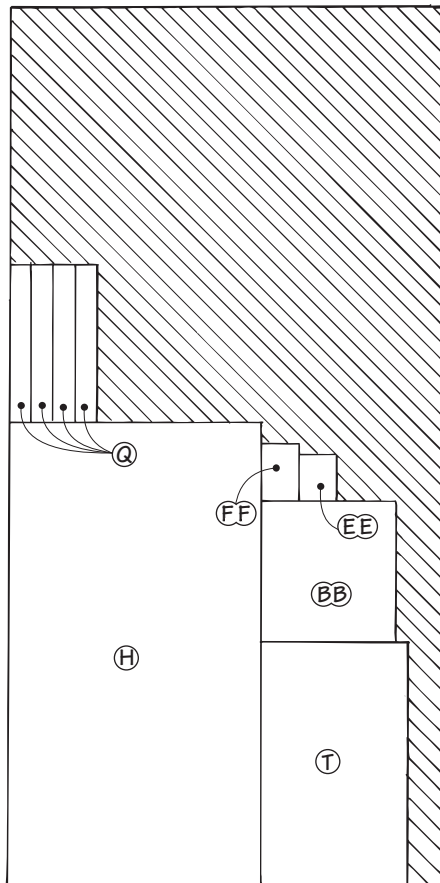
49 x 97 - 3/4" MDF



49 x 97 - 3/4" MDF



49 x 97 - 3/4" MDF



48 x 96 - 1/4" HARDBOARD