

Shop Upgrade

Materials & Hardware

POST & PANEL COMPONENTS

A	Base Posts (8)	$1\frac{1}{2} \times 3\frac{3}{8} - 37\frac{3}{4}$
B	Shelves (16)	$18\frac{1}{2} \times 25\frac{1}{2} - \frac{1}{2}$ Ply.
C	Ends (38)	$1\frac{1}{2} \times 2 - 16\frac{3}{4}$
D	Fronts/Backs (32)	$1\frac{1}{2} \times 2 - 23\frac{3}{4}$
E	Corner Blocks (76)	$2\frac{9}{16} \times 5\frac{11}{16} - 1$
F	Tower Posts (8)	$1\frac{1}{2} \times 3\frac{3}{8} - 78$

ACCESSORIES

G	Drawer Fronts/Backs (4)	$\frac{3}{4} \times 4\frac{1}{2} - 21\frac{3}{4}$
H	Drawer Sides (4)	$\frac{3}{4} \times 4\frac{1}{2} - 21$
I	Drawer Bottoms (2)	$20 \times 21\frac{3}{4} - \frac{1}{4}$ Ply.
J	Cleats (14)	$\frac{3}{4} \times 2 - 18\frac{1}{4}$
K	Drawer False Frts. (2)	$6\frac{7}{8} \times 24\frac{1}{4} - \frac{3}{4}$ MDF
L	Base Doors (4)	$12\frac{1}{16} \times 25\frac{1}{8} - \frac{3}{4}$ MDF
M	Base Sides (4)	$17\frac{1}{4} \times 32\frac{1}{4} - \frac{3}{4}$ MDF
N	Base Backs (2)	$24\frac{1}{4} \times 32\frac{1}{4} - \frac{3}{4}$ MDF
O	Mounting Blocks (40)	$\frac{3}{4} \times 1 - 5\frac{1}{4}$
P	Frnt./Bk. Kick Plates (8)	$5\frac{1}{4} \times 23\frac{3}{4} - \frac{3}{4}$ MDF
Q	Side Kick Plates (8)	$5\frac{1}{4} \times 16\frac{3}{4} - \frac{3}{4}$ MDF
R	Tower Doors (2)	$12\frac{1}{16} \times 72\frac{1}{4} - \frac{3}{4}$ MDF
S	Tower Sides (4)	$17\frac{1}{4} \times 72\frac{1}{2} - \frac{3}{4}$ MDF
T	Tower Backs (2)	$24\frac{1}{4} \times 72\frac{1}{2} - \frac{3}{4}$ MDF
U	Trays (3)	$23\frac{1}{2} \times 21 - \frac{1}{2}$ Ply.
V	Tray Fronts (3)	$\frac{3}{4} \times 2\frac{3}{8} - 23\frac{1}{2}$
W	Tray Side Supports (6)	$\frac{3}{4} \times 1\frac{7}{8} - 20\frac{1}{2}$
X	Tray Mid./Bk. Supports (6)	$\frac{3}{4} \times 1\frac{7}{8} - 21\frac{1}{4}$
Y	Tray Edging (6)	$\frac{3}{4} \times 1 - 21\frac{1}{4}$

ADD-ONS

Z	Lg. Worksurface (1)	$23\frac{3}{4} \times 82\frac{1}{2} - 1\frac{1}{2}$ MDF
AA	Sm. Worksurface (1)	$23\frac{3}{4} \times 28\frac{1}{2} - 1\frac{1}{2}$ MDF
BB	Edging (1)	$\frac{3}{4} \times 1\frac{1}{2} - 350$ rgh.
CC	End Panel (1)	$23 \times 37\frac{3}{4} - 1\frac{1}{2}$ MDF
DD	Braces (2)	$1\frac{1}{2} \times 3\frac{1}{2} - 51\frac{3}{4}$
EE	Miter Saw Shelf (1)	$15\frac{1}{4} \times 28\frac{1}{2} - 1\frac{1}{2}$ MDF
FF	Shelf Braces (2)	$3\frac{1}{2} - 28\frac{1}{2} - \frac{3}{4}$ MDF
GG	Shelf Edging (1)	$\frac{3}{4} \times 2\frac{1}{4} - 57$ rgh.

ROLLING CART

HH	Cart Posts (4)	$1\frac{1}{2} \times 3\frac{3}{8} - 25\frac{3}{4}$
II	Shelves (3)	$18\frac{1}{2} \times 40 - \frac{1}{2}$ Ply.
JJ	Front/Back (6)	$1\frac{1}{2} \times 2 - 38\frac{1}{4}$

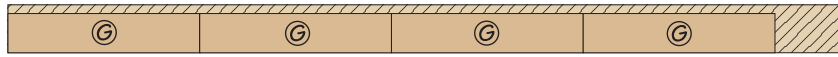
KK	Caster Plates (2)	$5\frac{1}{2} \times 21 - \frac{3}{4}$ MDF
LL	Shelf Back (4)	$10\frac{1}{4} \times 21\frac{1}{2} - \frac{3}{4}$ MDF
MM	Shelf Sides (8)	$2\frac{3}{8} \times 10\frac{1}{4} - \frac{3}{4}$ MDF
NN	Cart Sides (4)	$3\frac{3}{8} \times 25\frac{1}{2} - \frac{3}{4}$ MDF
OO	Shelf Cleat (4)	$\frac{3}{4} \times 2 - 16\frac{3}{4}$
PP	Top (1)	$22\frac{1}{2} \times 46\frac{1}{2} - 1\frac{1}{2}$ MDF

WALL STORAGE

QQ	Pegboard Panel (1)	$28 \times 66\frac{1}{2} - \frac{1}{4}$ Pgbd.
RR	Long Cleats (2)	$\frac{3}{4} \times 1\frac{1}{2} - 63\frac{1}{2}$
SS	Short Cleats (2)	$\frac{3}{4} \times 1\frac{1}{2} - 28$
TT	Top/Bottom (2)	$6 \times 66\frac{1}{2} - \frac{3}{4}$ MDF
UU	Ends (6)	$6 \times 7 - \frac{3}{4}$ MDF
VV	Shelves/Dividers (10)	$5\frac{1}{4} \times 7 - \frac{3}{4}$ MDF
WW	Long Back (1)	$7 \times 65\frac{1}{2} - \frac{3}{4}$ MDF
XX	Sides (4)	$6 \times 36 - \frac{3}{4}$ MDF
YY	Short Backs (2)	$7 \times 35 - \frac{3}{4}$ MDF
ZZ	Wall Cabinet Sides (2)	$12 \times 18 - \frac{3}{4}$ MDF
AAA	Wall Cabinet Shelves (3)	$11 \times 28\frac{1}{2} - \frac{1}{2}$ Ply.
BBB	Shelf Edging (6)	$\frac{3}{4} \times 1\frac{1}{4} - 28\frac{1}{2}$
CCC	Shelf Supports (6)	$\frac{3}{4} \times 1\frac{1}{2} - 10$

- (76) $\frac{1}{2}$ " x 5" Carriage Bolts
- (76) $\frac{1}{2}$ " Flat Washers
- (76) $\frac{1}{2}$ " Hex Nuts
- (204) #8 x $1\frac{3}{4}$ " Washerhead Screws
- (152) #8 x 2" Fh Woodscrews
- (166) #8 x $1\frac{1}{2}$ " Fh Woodscrews
- (36) #8 x $2\frac{1}{2}$ " Fh Woodscrews
- (2) #8 x 3" Fh Woodscrews
- (5 pr.) 20" Full-Extension Drawer Slides
- (8) $5\frac{1}{4}$ " Handles w/Screws
- (14) Easy-Mount Hinges w/Screws
- (32) #8 x $1\frac{1}{4}$ " Fh Woodscrews
- (18) Leg Levelers
- (18) $\frac{3}{8}$ " T-Nuts
- (6) #8 x $2\frac{1}{2}$ " Fh Woodscrews
- (4) 5" Locking Swivel Casters
- (16) #14 x $\frac{3}{4}$ " Sheet Metal Screws

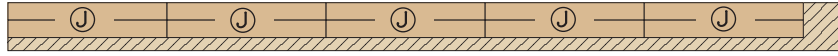
Cutting Diagram (lumber)



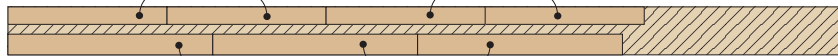
$\frac{3}{4} \times 5\frac{1}{2} - 96$



$\frac{3}{4} \times 5\frac{1}{2} - 96$



$\frac{3}{4} \times 5\frac{1}{2} - 96$



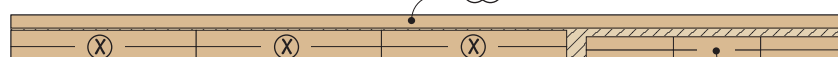
$\frac{3}{4} \times 5\frac{1}{2} - 96$



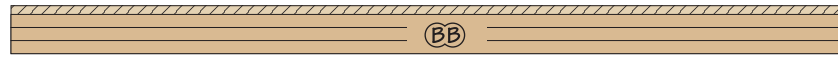
$\frac{3}{4} \times 5\frac{1}{2} - 96$



$\frac{3}{4} \times 5\frac{1}{2} - 96$



$\frac{3}{4} \times 5\frac{1}{2} - 96$



$\frac{3}{4} \times 5\frac{1}{2} - 96$



$\frac{3}{4} \times 5\frac{1}{2} - 96$



$\frac{3}{4} \times 5\frac{1}{2} - 48$



$1\frac{1}{2} \times 3\frac{1}{2} - 48$



$1\frac{1}{2} \times 3\frac{1}{2} - 96$ (THREE BOARDS)



$1\frac{1}{2} \times 3\frac{1}{2} - 96$ (TWO BOARDS)



$1\frac{1}{2} \times 3\frac{1}{2} - 96$ (EIGHT BOARDS)



$1\frac{1}{2} \times 3\frac{1}{2} - 96$



$1\frac{1}{2} \times 5\frac{1}{2} - 96$ (FOUR BOARDS)



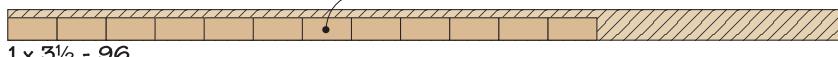
$1\frac{1}{2} \times 5\frac{1}{2} - 96$ (FOUR BOARDS)



$1\frac{1}{2} \times 7\frac{1}{2} - 96$

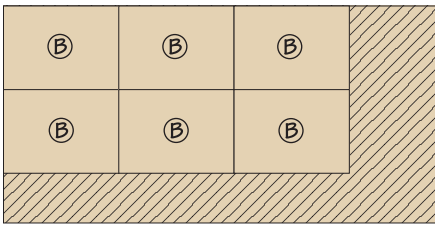


$1 \times 5\frac{1}{2} - 96$ (TWO BOARDS)




$1 \times 3\frac{1}{2} - 96$

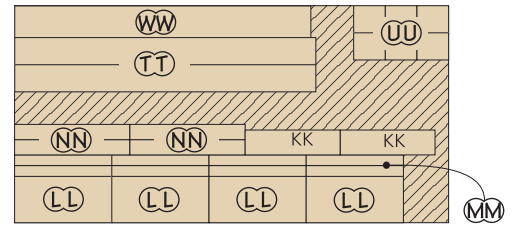
Cutting Diagram (sheet stock)



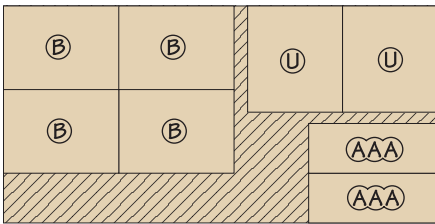
48 x 96 - 1/2 PLY (TWO SHEETS)



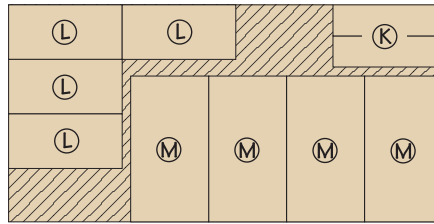
48 x 96 - 1/4 PEGBOARD



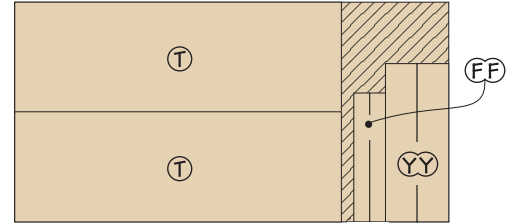
49 x 97 - 3/4 MDF



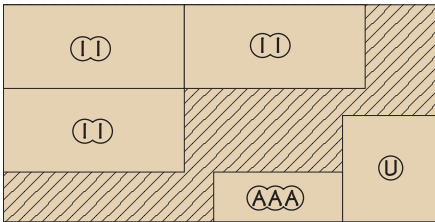
48 x 96 - 1/2 PLY



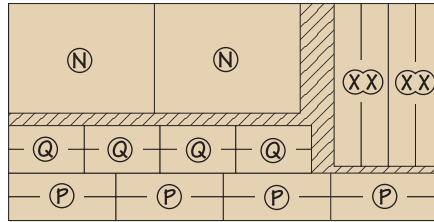
49 x 97 - 3/4 MDF



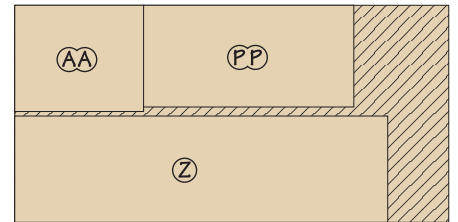
49 x 97 - 3/4 MDF



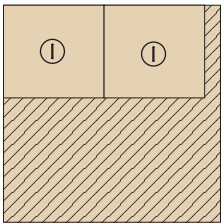
48 x 96 - 1/2 PLY



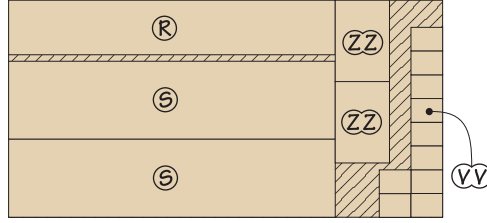
49 x 97 - 3/4 MDF



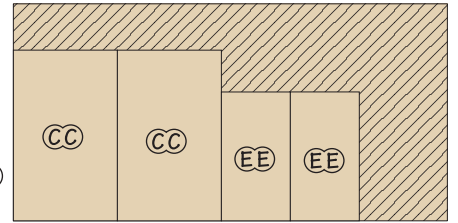
49 x 97 - 3/4 MDF (TWO SHEETS)



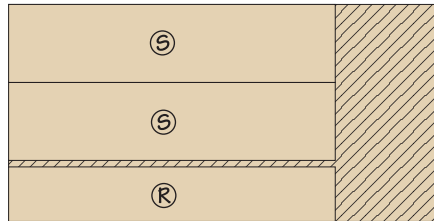
48 x 48 - 1/4 PLY



49 x 97 - 3/4 MDF



49 x 97 - 3/4 MDF



49 x 97 - 3/4 MDF