

heirloom Tool Chest

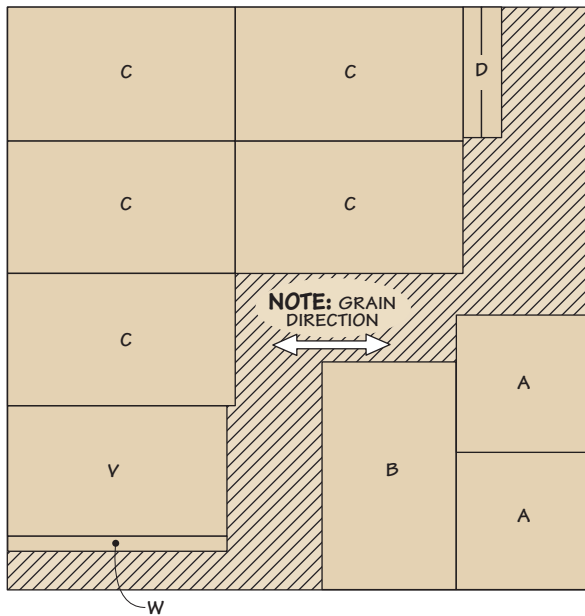
Materials List

A	Sides (2)	13 $\frac{7}{8}$ x 14 $\frac{1}{8}$ - 1/2 Ply.	R	Small Drawer Veneers (2)	1 $\frac{3}{8}$ x 6 $\frac{1}{8}$	II	Middle Rails (2)	1 x 2 - 11 $\frac{1}{4}$
B	Back (1)	23 $\frac{1}{2}$ x 14 $\frac{1}{8}$ - 1/2 Ply.	S	Center Drawer Veneer (1)	1 $\frac{3}{8}$ x 9 $\frac{7}{8}$	JJ	Upper Stretchers (2)	1 x 2 $\frac{1}{4}$ - 26 $\frac{3}{8}$
C	Shelves (5)	13 $\frac{7}{8}$ x 23 $\frac{1}{2}$ - 1/2 Ply.	T	Middle Drawer Veneer (1)	2 $\frac{1}{8}$ x 22 $\frac{7}{8}$	KK	Arched Stretchers (2)	1 x 4 - 26 $\frac{3}{8}$
D	Dividers (2)	13 $\frac{7}{8}$ x 2 - 1/2 Ply.	U	Lower Drawer Veneers (2)	2 $\frac{7}{8}$ x 22 $\frac{7}{8}$	LL	Lower Stretcher (1)	1 x 1 $\frac{1}{2}$ - 25 $\frac{7}{8}$
E	Edging (1)	1/8 x 1/2 - 235 (rgh.)	V	Lid Top (1)	13 $\frac{7}{16}$ x 22 $\frac{5}{8}$ - 1/2 Ply.			
F	Back Veneer (1)	24 x 14 $\frac{1}{4}$	W	Lid Front (1)	1 $\frac{5}{8}$ x 22 $\frac{7}{8}$ - 1/2 Ply.			
G	Side Veneers (2)	14 x 14 $\frac{1}{4}$	X	Braces (2)	1/2 x 1 $\frac{3}{8}$ - 12 $\frac{1}{16}$			
H	Small Dwr. Frt./Bk. (4)	1/2 x 1 $\frac{3}{8}$ - 6 $\frac{1}{8}$	Y	Lid Front Veneer (1)	1 $\frac{3}{8}$ x 22 $\frac{7}{8}$			
I	Upper Dwr. Sides (6)	3/8 x 1 $\frac{3}{8}$ - 13 $\frac{1}{4}$	Z	Lip Top Veneer (1)	13 $\frac{7}{16}$ x 22 $\frac{7}{8}$			
J	Small Dwr. Bot. (2)	12 $\frac{7}{8}$ x 5 $\frac{3}{4}$ - 1/8 Ply.	AA	Handle Rack (1)	3/8 x 1 $\frac{3}{8}$ - 10 $\frac{1}{2}$			
K	Center Dwr. Frt./Bk. (2)	1/2 x 1 $\frac{3}{8}$ - 9 $\frac{7}{8}$	BB	Blade Rack (1)	3/8 x 1 - 10 $\frac{1}{2}$			
L	Center Dwr. Bot. (1)	12 $\frac{7}{8}$ x 9 - 1/8 Ply.	CC	Tool Panels (2)	9 $\frac{3}{4}$ x 12 $\frac{3}{4}$ - 1/8 Ply.			
M	Middle Dwr. Frt./Bk. (2)	1/2 x 2 $\frac{1}{8}$ - 22 $\frac{7}{8}$	DD	Tool Panel Veneer (1)	9 $\frac{3}{4}$ x 12 $\frac{3}{4}$			
N	Middle Dwr. Sides (2)	3/8 x 2 $\frac{1}{8}$ - 13 $\frac{1}{4}$	EE	Dowels (6)	3/8"-Dia. - Cut to Fit			
O	Wide Dwr. Bottoms (3)	12 $\frac{7}{8}$ x 22 $\frac{1}{2}$ - 1/8 Ply.	FF	Turnbuttons (6)	1/8 x 1/2 - 1 $\frac{1}{8}$			
P	Lower Drawer Frt./Bk. (4)	1/2 x 2 $\frac{7}{8}$ - 22 $\frac{7}{8}$	GG	Rails (4)	1 $\frac{3}{4}$ x 3 - 15			
Q	Lower Drawer Sides (4)	3/8 x 2 $\frac{7}{8}$ - 13 $\frac{1}{4}$	HH	Legs (4)	1 $\frac{1}{2}$ x 2 $\frac{1}{2}$ - 36			

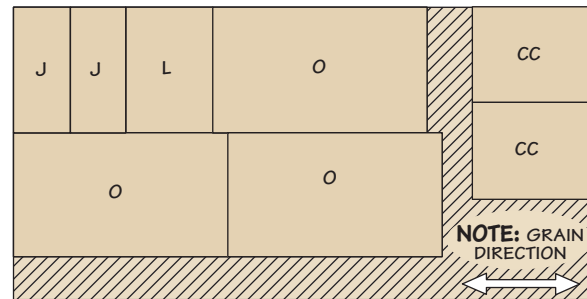
- (36) Nylon Stem Bumper Glides
- (11) 3/8"-Dia. Insert Knobs w/Screws
- (2) Chest Handles w/Screws
- (1 pr.) 2 $\frac{1}{2}$ " x 1 $\frac{3}{8}$ " Butt Hinges w/Screws
- (1) Left Hand Lid Stay
- (5) 1/4"-dia. Rare Earth Magnets
- (6) #6 x 1 $\frac{1}{4}$ " Fh Woodscrews
- (4) 3/4" x 1/4" Rubber Feet w/Screws
- (6) #4 x 3/4" Brass Fh Woodscrews
- (8) #6 x 5/8" Brass Fh Woodscrews
- (2) #8 x 2" Fh Woodscrews

Cutting Diagram

60" x 60" - 1/2" BALTIC BIRCH PLYWOOD

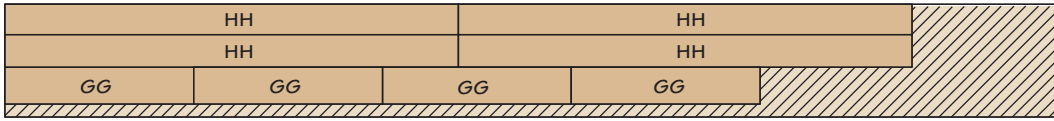


30" x 60" - 1/8" BALTIC BIRCH PLYWOOD



Cutting Diagram

3/4" x 9" - 84" POPLAR (10.5 Bd. Ft.)



5/4" x 7 1/2" - 84" POPLAR (5.5 Bd. Ft.)



1/2" x 3" - 72" MAPLE (1.5 Sq. Ft.)

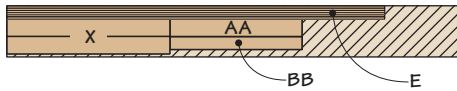


NOTE: UPPER DRAWER SIDES (I) PLANED TO 3/8" THICK

1/2" x 6 1/2" - 96" MAPLE (4.3 Sq. Ft.)



3/4" x 4" - 36" ZEBRAWOOD (1 Bd. Ft.)



NOTE: MIDDLE DRAWER SIDES (N) AND LOWER DRAWER SIDES (Q) ARE PLANED TO 3/8" THICK

26" x 99" ENGINEERED ZEBRAWOOD VENEER

